

Post-Graduate Plans

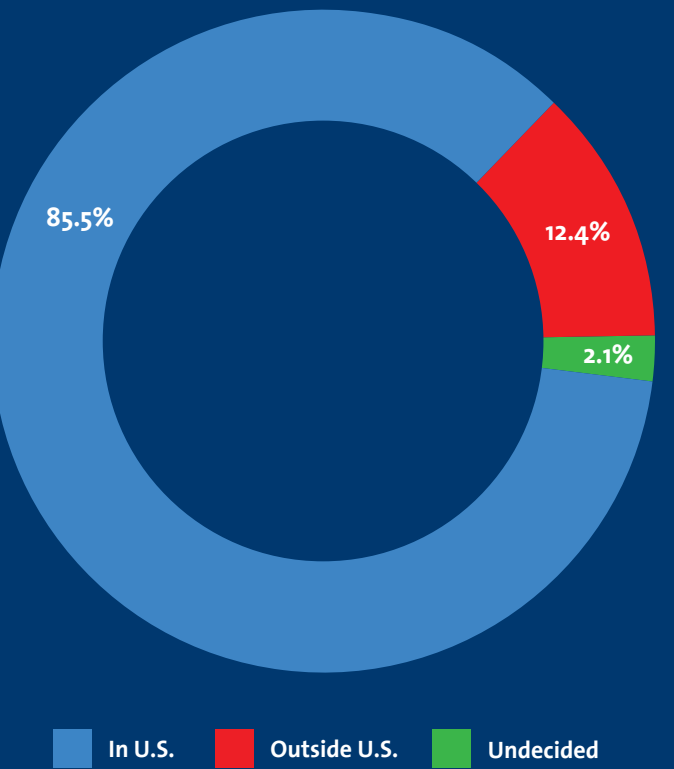
Employed	73.6%
Continuing Education	19.0%
Independent Research	1.7%
Military Service	1.2%
Not Seeking	0.7%

Approximately two percent of respondents in the Class of 2023 are pursuing their own entrepreneurial ventures.

U.S. Starting Salaries

Average Starting Salary	\$88,468
60.8%	began their career making \$70,000 or more

Post-Graduate Locations



Common Good & Creative Careers

The Common Good and Creative Careers team supports Yale Students interested in pursuing careers that make a difference and encourage creativity.

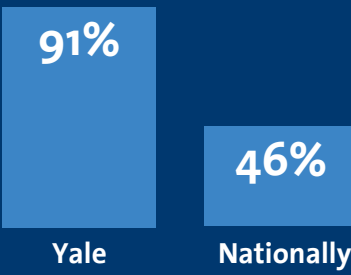
36.4% of the Class of 2023 started their careers with a non-profit organization, NGO, government or other public entity.

12.3% of all post-graduate positions were within the creative industries of Publishing, Journalism, Entertainment, Professional Sports, Communications/Marketing, Arts Administration, Architecture/Design, Theatre/Music/Performing Arts, and Fine & Visual Arts.

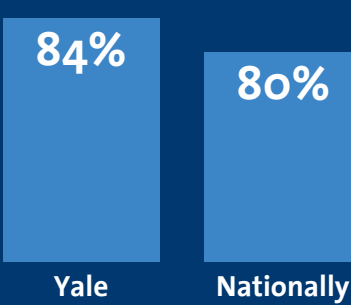
Visit the OCS interactive outcome visualization tool to sort outcomes by major and view past years at [ocs.yale.edu/outcomes/](https://ocs.yale.edu/outcomes/)

Continuing Education

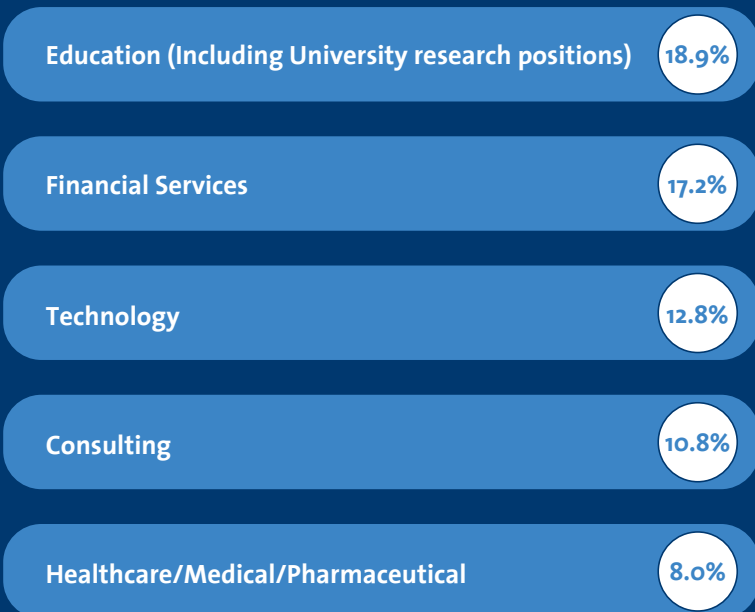
Medical School Admission



Law School Admission

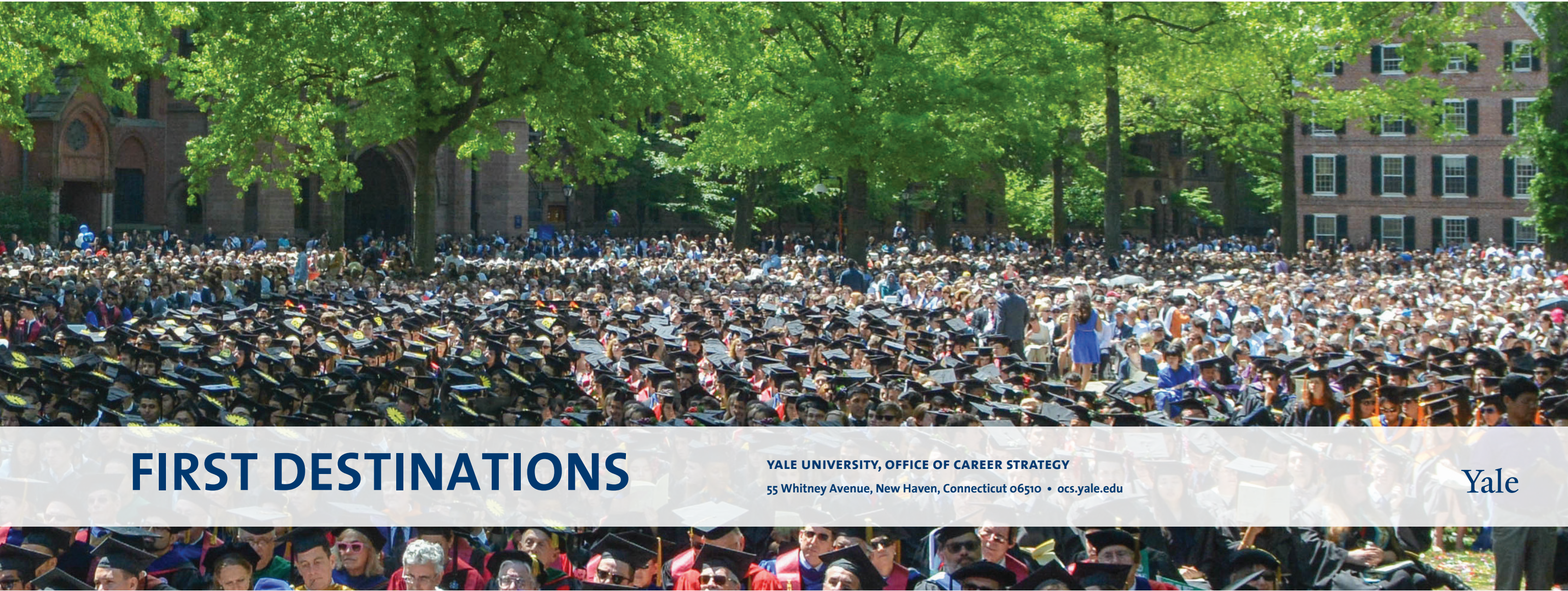
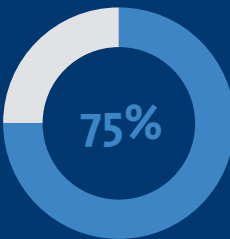


Employment top five industries



Engagement with OCS

More than 75% reported using resources from the Office of Career Strategy



FIRST DESTINATIONS

YALE UNIVERSITY, OFFICE OF CAREER STRATEGY  
55 Whitney Avenue, New Haven, Connecticut 06510 • [ocs.yale.edu](https://ocs.yale.edu)



YALE COLLEGE  
Class of 2023

