

Post-Graduate Plans

Employed	73.6%
Continuing Education	19.0%
Independent Research	1.7%
Military Service	1.2%
Not Seeking	0.7%

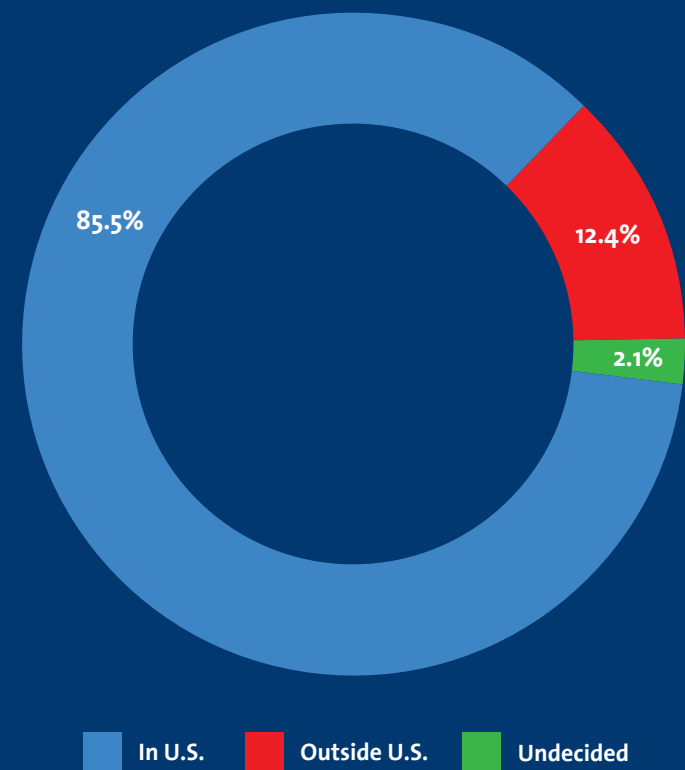
Approximately two percent of respondents in the Class of 2023 are pursuing their own entrepreneurial ventures.

U.S. Starting Salaries

Average Starting Salary **\$89,622**

60.8% began their career making **\$70,000** or more

Post-Graduate Locations



Common Good & Creative Careers

The Common Good and Creative Careers team supports Yale Students interested in pursuing careers that make a difference and encourage creativity.

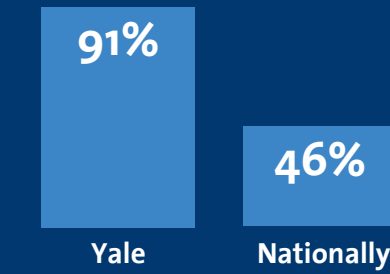
36.4% of the Class of 2023 started their careers with a non-profit organization, NGO, government or other public entity.

12.3% of all post-graduate positions were within the creative industries of Publishing, Journalism, Entertainment, Professional Sports, Communications/Marketing, Arts Administration, Architecture/Design, Theatre/Music/Performing Arts, and Fine & Visual Arts.

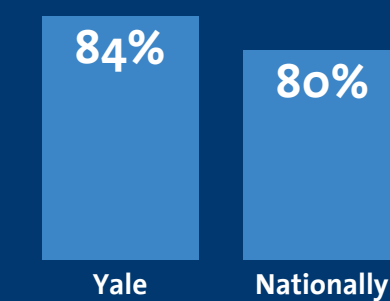
Visit the OCS interactive outcome visualization tool to sort outcomes by major and view past years at ocs.yale.edu/outcomes/

Continuing Education

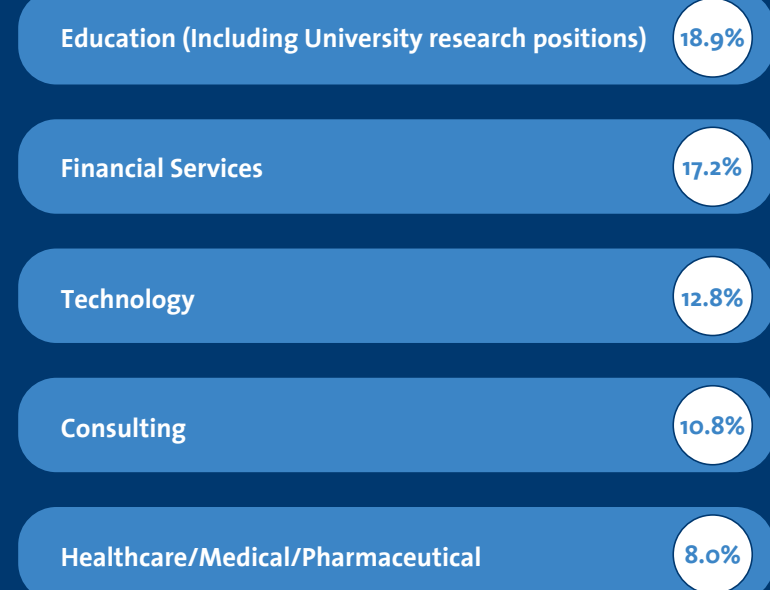
Medical School Admission



Law School Admission

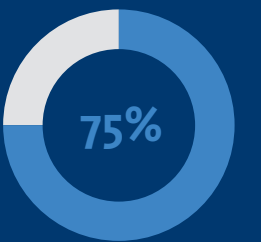


Employment top five industries



Engagement with OCS

More than **75%** reported using resources from the Office of Career Strategy



YALE COLLEGE
Class of 2023

90.3%

Knowledge Rate
(6 months after graduation)

94.0%

**Employed or
in Graduate School**

FIRST DESTINATIONS

YALE UNIVERSITY, OFFICE OF CAREER STRATEGY
55 Whitney Avenue, New Haven, Connecticut 06510 • ocs.yale.edu

Yale