



# CASE INTERVIEW PREPARATION

Recommended Timeline: 4 - 6 weeks

## WEEK 1 - LEARN HOW TO TACKLE EACH PART OF THE CASE


- Read OCS' "Management Consulting and the Interview Process Overview" [here](#).
- Optional: Read "Case in Point"

 TIP: Keep a casing notebook with structures, shortcuts, formulas to memorize and refer back to it frequently

 TIP: Research the interview style of the firms you are interviewing for. Do they give market sizing or strategy cases? Are they interviewer or interviewee-led?

## WEEK 1 - FAMILIARIZE YOURSELF WITH CASE INTERVIEWS

- Get a sense of how case interviews flow using resources [here](#)
- Read sample cases on firm websites


 TIP: Alumni and students that have gone through the process can be good resources for tips, practice cases, and lessons learned.

## ONGOING - BUILD BUSINESS KNOWLEDGE

- Keep up with daily digest of news from podcasts and/or newsletters to stay up to date on business and industry trends and developments. Some suggestions [here](#)


## WEEKS 2-4 - PRACTICE


- Practice each component of the case by doing cases and drills on RocketBlocks and by using Case in Point.
- Schedule a mock case via [Yale Career Link](#) ("select appointment type: case prep"). Appointments begin the week of August 23rd. Make sure you've done at least 3 cases in "case mode" on RocketBlocks before scheduling.

 Practice cases with classmates following case book prompts or sample online cases. Aim for 2-3 cases per week. Find a classmate on the peer networking [page](#).  
TIP: Take notes on your feedback and redo the case on your own.

## WEEKS 3-4 - IMPROVE SKILLS


- Once you have completed a few cases, read industry primers to understand common driving forces for different industries [here](#).
- Identify weak areas in casing and continue practicing on RocketBlocks.

 TIP: Recommend taking around 8-10 cases before doing a mock case with a firm representative. While you will not be penalized for doing poorly, mock cases are an opportunity for firms to identify and track outstanding candidates in the recruiting process.

 TIP: Keep track of the cases you have done. Bonus: document case difficulty and key feedback areas to track your progress.

## WEEKS 4-6 - HONE AND REFINE

- Continue refining your casing skills by doing full cases with OCS and peers, and by doing drills and cases on RocketBlocks. Work on difficult cases!
- Test your skills by doing cases about unfamiliar industries.
- Learn frequently used formulas, frameworks, etc. by heart.
- Develop the confidence to bring in business knowledge and recover from mistakes

 TIP: Make sure to spend time practicing consulting behavioral interviews as well. Some starter information can be found [here](#).